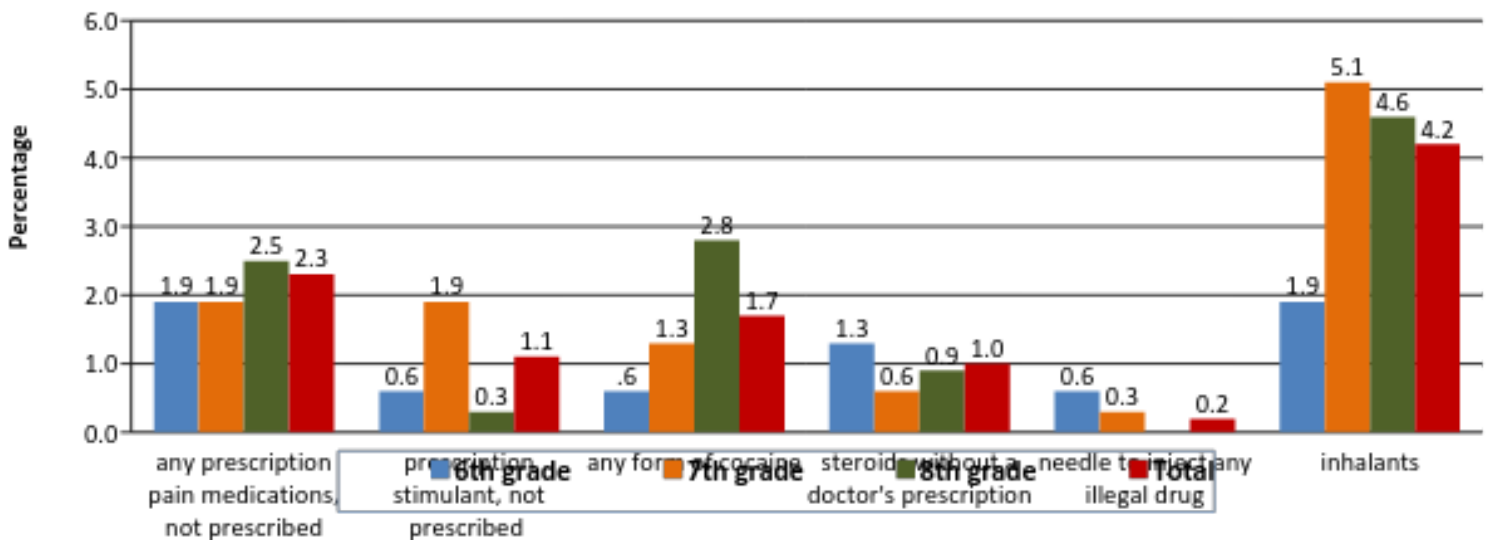


**Waltham Partnership for Youth
Waltham Youth and Community Coalition (WYCC)
SAMHSA Project Number: SP019740
Middle School Data Summary
December 2, 2015**

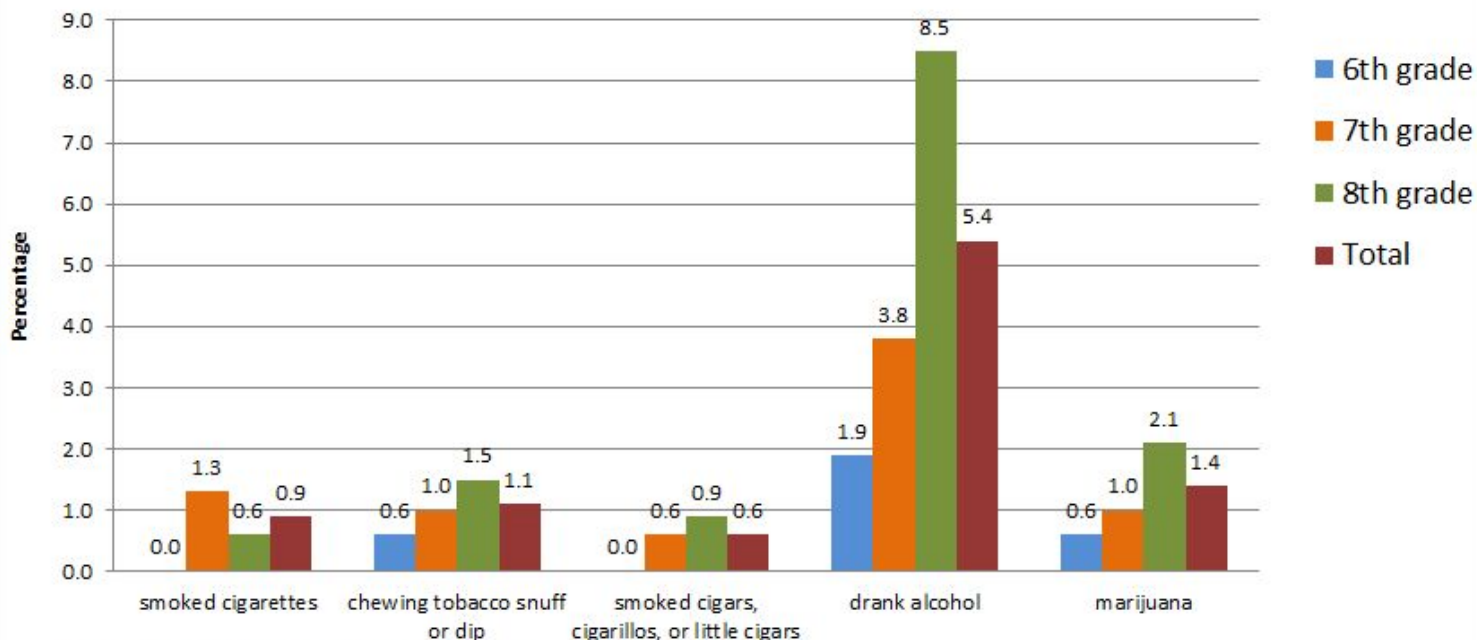
Demographics: Middle School (N=814)

Female	49.1%
6th grade	19.8%
7th grade	39.6%
8th grade	40.6%
Asian/Asian American	6.7%
Black/African American	13.5%
Hispanic/Latino	30.5%
White	51.7%

**Waltham Middle School: 2015 YRBS
Lifetime ATOD Use**

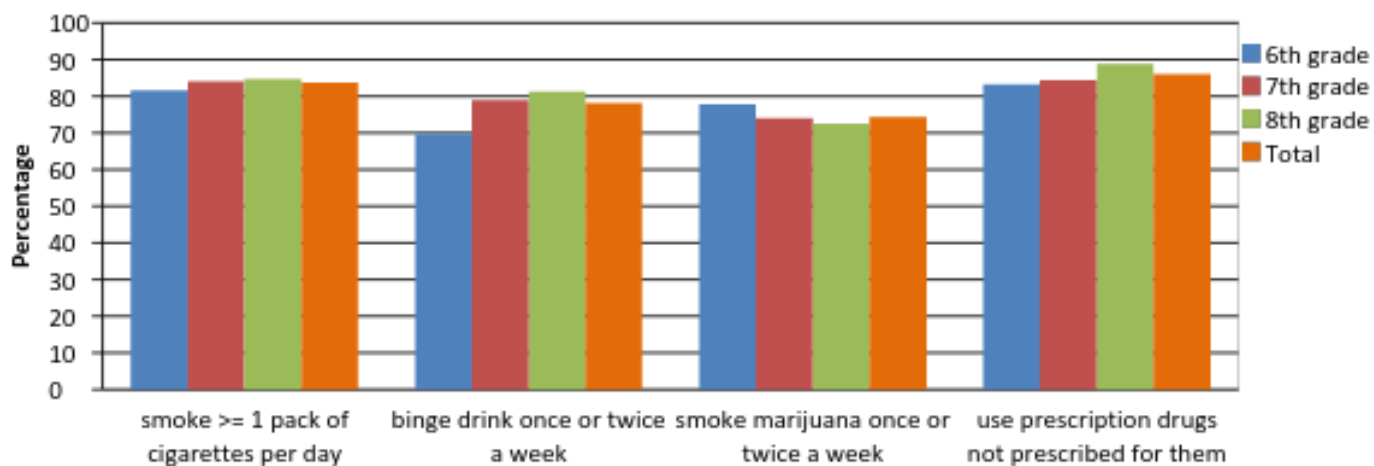


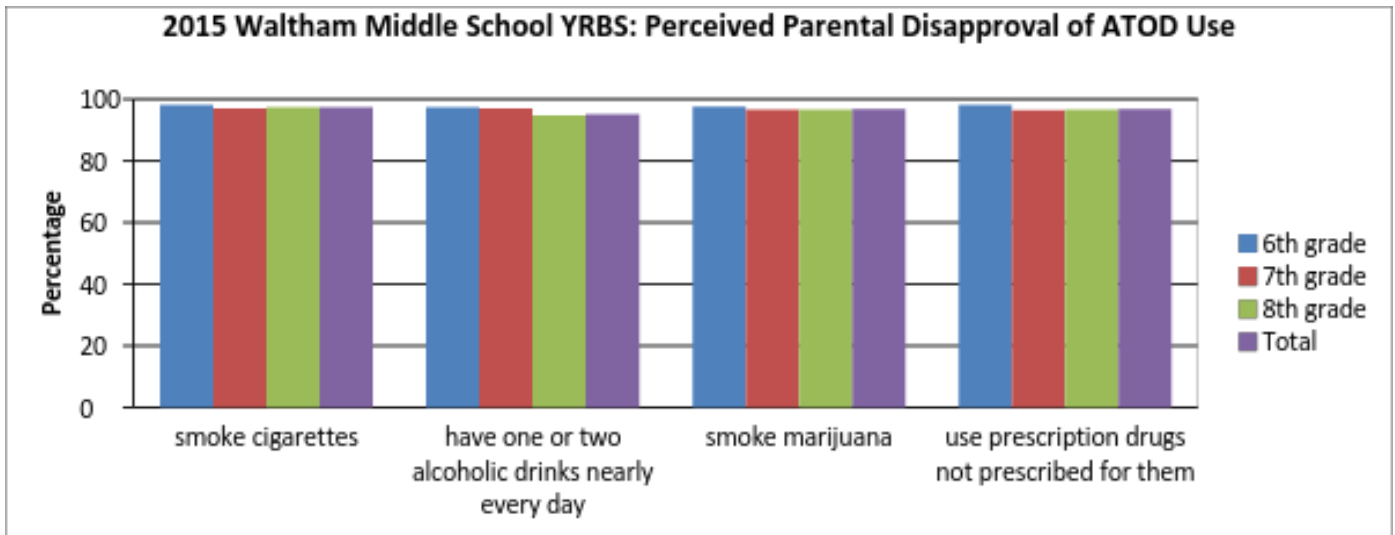
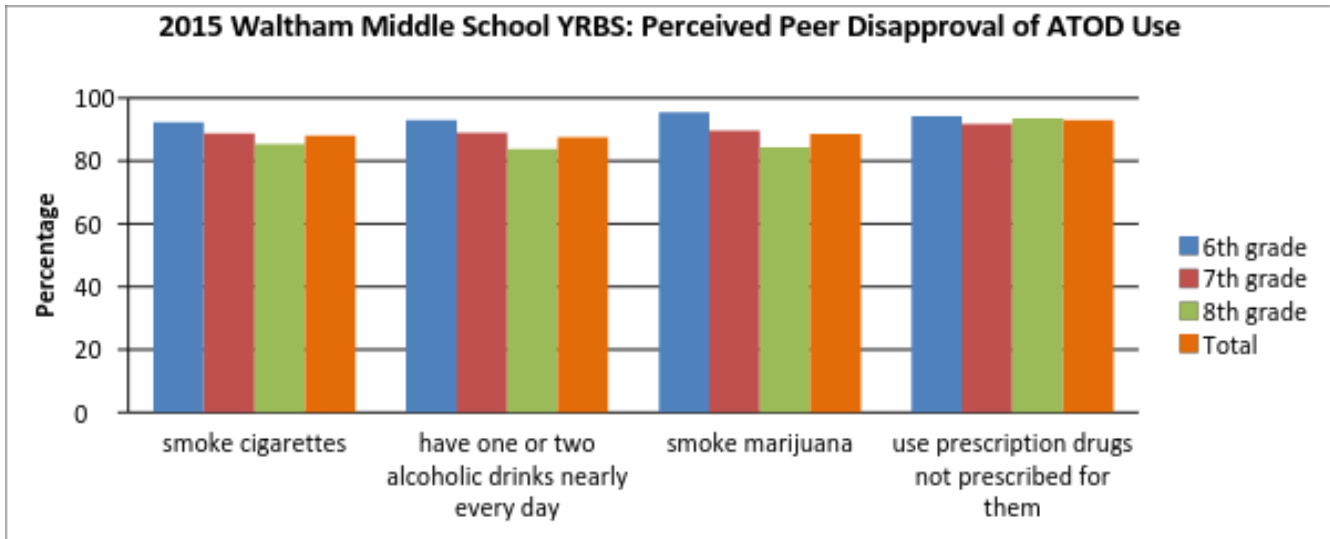
Waltham Middle School: 2015 YRBS Current* ATOD Use



*Past 30 days from time of survey administration

2015 Waltham Middle School YRBS: Perceived Risk from ATOD Use





Violence-related behaviors

	6th grade (%)	7th grade (%)	8th grade (%)	Male (%)	Female (%)	Total (%)
During past 30 days, did you not go to school because you felt unsafe at school or on your way to school?	10.6	8.2	9.8	6.9	11.5	9.8
During the past 12 months were you ever bullied by another student at school?	29.4	22.7	29.5	20.9	32.7	26.9
Among those bullied, %age of students who didn't tell anyone	28.8	23.1	27.2	37.2	17.8	25.9

Types of bullying*	6th grade (n=47) (%)	7th grade (n=73) (%)	8th grade (n=97) (%)	Male (n=85) (%)	Female (n=129) (%)	Total** (n=219) (%)
Physical	23.4	15.1	8.3	21.2	8.5	13.7
Verbal	61.7	75.3	72.2	74.1	69	70.3
Cyber (email, instagram, etc.)	19.2	27.4	30.9	16.5	34.9	26.9
Cellphone (text, voicemail, calling)	14.9	12.3	19.6	7.1	21.7	16
Belongings stolen or damaged	12.8	20.5	19.6	24.7	14.7	18.3

*Among those who reported being bullied during the past 12 months

**Respondents could select more than one response, therefore total may add to more than 100%.